



TKC-BXR1 series open loop mode current sensor is an open loop device based on the measuring principle of the hall effect, with a galvanic isolation between primary and secondary circuit. It provides accurate electronic measurement of DC, AC or pulsed currents.

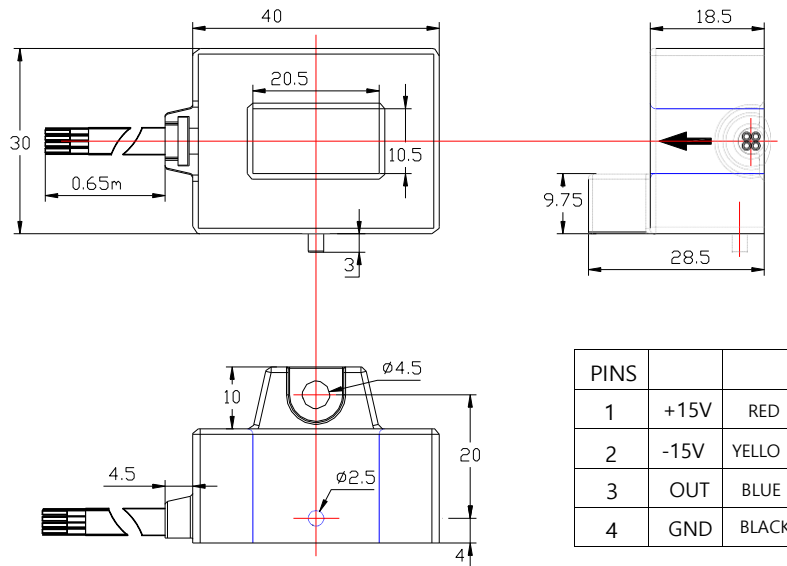
Electrical data (Ta=25°C±5°C, RL=2KΩ, CL=10000PF)

<div>Type</div> <div>Parameter</div>	TKC-50 BXR1	TKC-75 BXR1	TKC-100 BXR1	TKC-200 BXR1	TKC-300 BXR1	TKC-400 BXR1	TKC-500 BXR1	TKC-600 BXR1	Unit
Rated input (Ipn)	±50	±75	±100	±200	±300	±400	±500	±600	A
Measure range(Ip)	±150	±225	±300	±600	±900	±900	±900	±900	A
Rated output	@Ip=±Ipn ±4±1%								V
Supply voltage	±15 ±5%								V
Power consumption	≤±15								mA
Offset voltage	±25								mV
Magnetic offset	±30	±25 @Ip=±Ipn-0							mV
Offset drift	≤±1.0	≤±0.75							mV/°C
Output drift	≤±1.0	≤±0.75							mV/°C
Linearity	@Ip=0-±Ipn ≤1								%FS
Response time	@50A/μS, 10%-90% ≤3								μS
Band-width	@-3dB DC-25								KHz
Galvanic isolation	@ 50HZ , AC , 1min 2.5								KV

Applications

- AC variable speed drives
- Static converters for DC motor drives
- Variable speed drives
- Power supplies for welding applications
- Battery supplied applications
- Uninterruptible Power Supplies (UPS)
- Switched Mode Power Supplies (SMPS)

Mechanical dimension (for reference only)



Remarks :

1. All dimensions are in mm.
2. General tolerance $\pm 1\text{mm}$.

Directions for use

1. When the current will be measured goes through a sensor, the voltage will be measured at the output end.
(Note: The false wiring may result in the damage of the sensor)
2. Customs can adjust Output amplitude of the sensor by needs.
3. Custom design in the different rated input current and the output voltage are available.

Standards

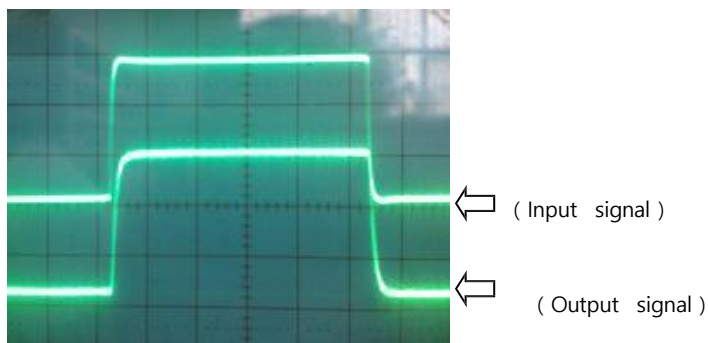
- UL94-V0
- EN60947-1:2004
- IEC60950-1:2001
- EN50178:1998
- SJ 20790-2000

General data

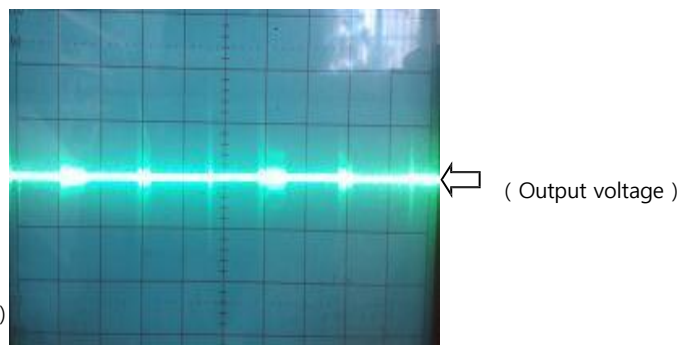
	Value	Unit	Symbol
Operating temperature	-40 to +105	°C	TA
Storage temperature	-40to +125	°C	TS
Mass(approx)	80	g	M

Characteristics chart

Pulse current signal response



Effects of impulse noise



Input current-Output Voltage

