



TKC-BP2 series current sensor is a open loop device based on the measuring principle of the hall effect, with a galvanic isolation between primary and secondary circuit. It provides accurate electronic measurement of DC, AC or pulsed currents.

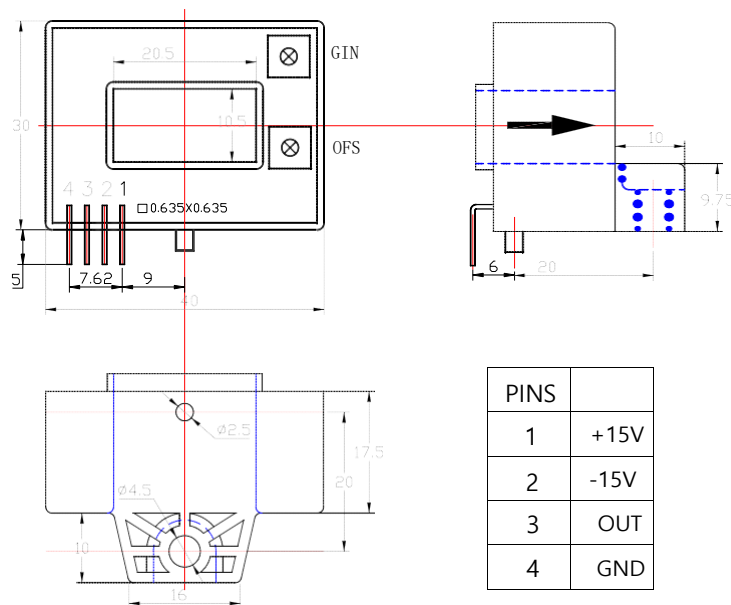
Electrical data (Ta=25°C±5°C, RL=2KΩ, CL=10000PF)

<div>Type</div> <div>Parameter</div>	TKC-50 BP2	TKC-75 BP2	TKC-100 BP2	TKC-200 BP2	TKC-300 BP2	TKC-400 BP2	TKC-500 BP2	TKC-600 BP2	Unit
Rated input	±50	±75	±100	±200	±300	±400	±500	±600	A
Measure range	±150	±225	±300	±600	±900	±900	±900	±900	A
Rated output	@Ip=±Ipn ±4±1%								V
Supply voltage	±15 ±5%								V
Consumption	+18,-10								mA
Offset voltage	@Ip=0 ±25								mV
Magnetic offset	±30	±25							mV
Offset drift	≤±1.5	≤±1.0							mV/°C
output drift	≤±1.5	≤±1.0							mV/°C
Linearity	Ip=0-±Ipn ≤1								%FS
Response time	50A/μS, 10%-90% ≤3								μS
Band-width	@-3dB DC-25								KHz
Galvanic isolation	@ 50HZ , AC , 1min 2.5								KV

- Applications

- AC variable speed drives
- Static converters for DC motor drives
- Variable speed drives
- Power supplies for welding applications
- Battery supplied applications
- Uninterruptible Power Supplies (UPS)
- Switched Mode Power Supplies (SMPS)

- Mechanical dimension (for reference only)



Remarks :

1. All dimensions are in mm.
2. General tolerance $\pm 1\text{mm}$.

Directions for use

1. When the current will be measured goes through a sensor, the voltage will be measured at the output end. (Note: The false wiring may result in the damage of the sensor)
2. Customs can adjust Output amplitude of the sensor by needs.
3. Custom design in the different rated input current and the output voltage are available.

Standards

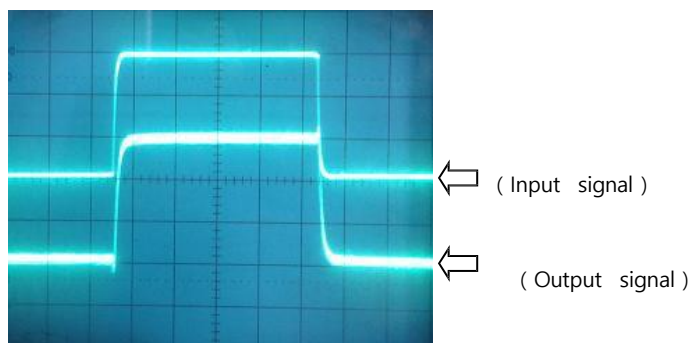
UL94-V0
EN60947-1:2004
IEC60950-1:2001
EN50178:1998
SJ 20790-2000

General data

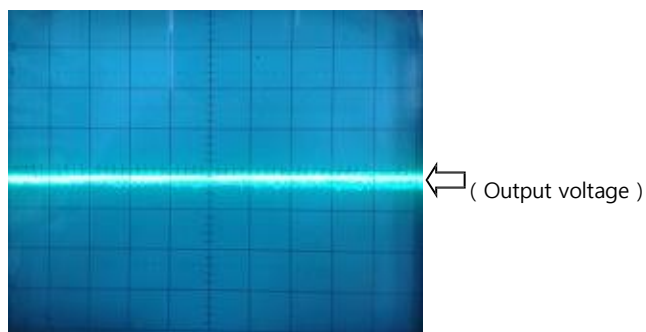
	Value	Unit	Symbol
Operating temperature	-40 to +105	°C	TA
Storage temperature	-40 to +125	°C	TS
Mass(approx)	65	g	M

Characteristics chart

Pulse current signal response characteristic



Effects of impulse noise



Input current-Output Voltage characteristic

